
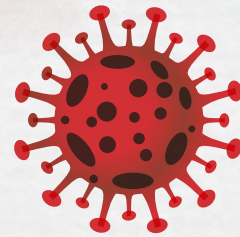




All I  
NEED  
TO KNOW  
ABOUT  
CORONA  
VIRUS



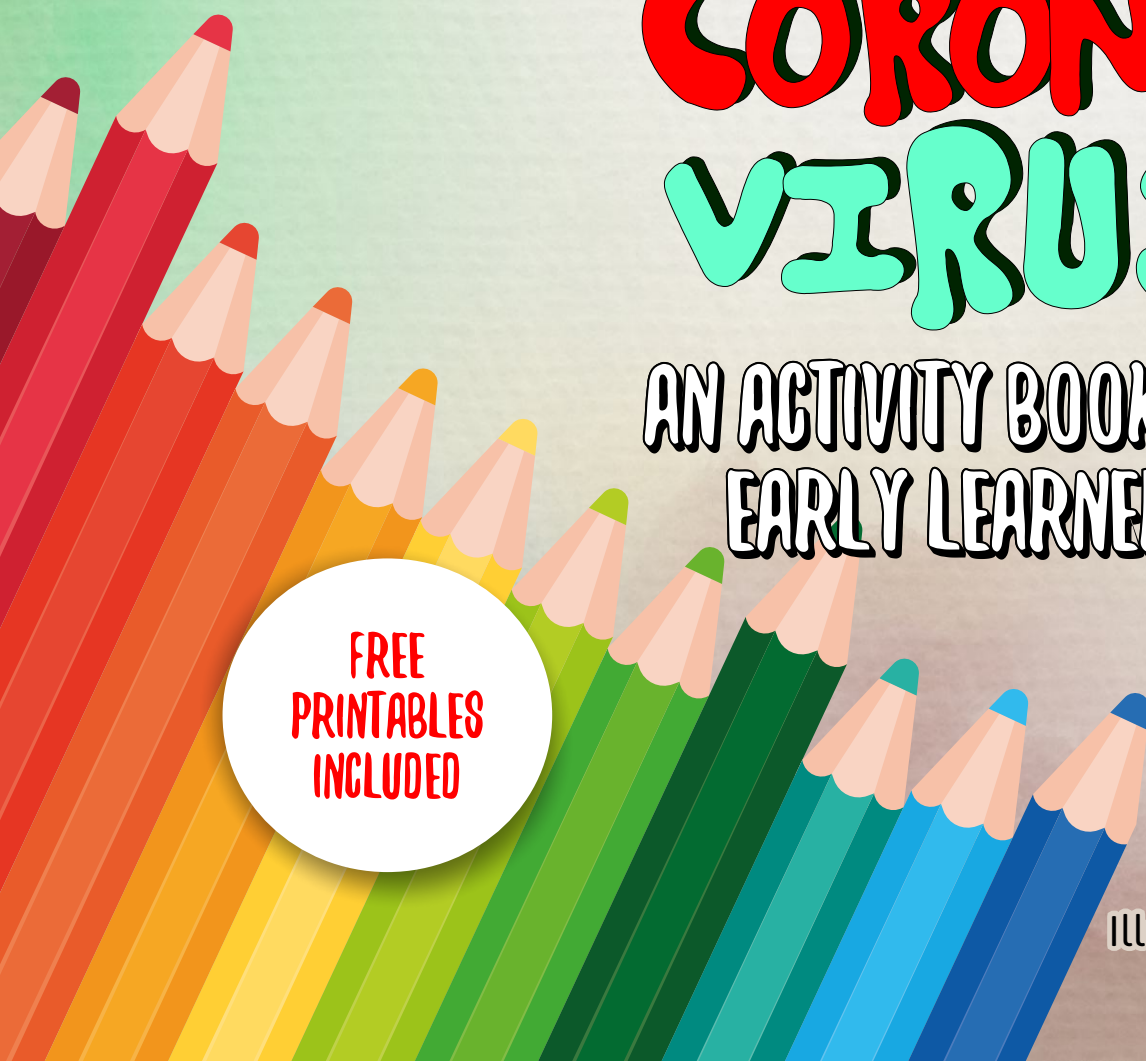
AN ACTIVITY BOOK FOR  
EARLY LEARNERS

FREE  
PRINTABLES  
INCLUDED

with funding from:



Written by: **Brenda Brewer Moore**  
Illustrated by: **Roland Seh Washington**



## ABOUT US:

The Kids' Educational Engagement Project (KEEP) is a Liberian not-for-profit organization dedicated to promoting literacy and social justice in the country.

Started during the height of the Ebola Epidemic, KEEP has championed decentralizing education in Liberia and has been actively promoting a reading culture across the country especially in economically-depressed communities. We build, renovate and stock mini-libraries and annex them to public schools for use by students and the community. We also establish reading clubs and work with rural mothers to ensure sustainable livelihood initiatives and alternatives so as to ease the burdens on children to be breadwinners rather than spend time learning and studying.

The organization has created 15 Reading Rooms and 3 Learning Resource Centers in 8 of Liberia's 15 counties. We are committed to doing more with donations and support for partners.

The Open Society Initiative for West Africa (OSIWA) works through a two-pronged strategic focus: strengthening both democratic institutions and structures and civic participation in decision-making. In collaboration with the Open Society Foundations' Early Childhood Program, It is committed to building a nation that has a strong foundation starting at birth. Therefore engaging the young minds during this period of a world health pandemic demonstrates its commitment to this value. What better way to continue building it's future leaders but through continued and diversified education even in the midst of a pandemic.

Since March 2020, schools have been closed, some parents have not been going to work or to market, places of worship are closed, food is harder to find in some cases. These are just a few of the changes that have been happening in Liberia and the lives of our children; their daily activities have changed significantly. Our children know that something has changed, and they have heard about this new virus. This activity book provides important information in a fun way to help parents and guardians answer the questions the many questions that children and even their parents may have concerning Covid-19. We wish you all the best as you learn about Covid-19 and it's health restrictions, build on lessons learned in school and have fun.





## PREFACE

With the Novel Coronavirus Disease (COVID-19) Pandemic raging across the globe, many countries have shut down, restricting movements, with many children compelled to remain home.

Explaining to young learners why they cannot go out, to school or places of worship, as well as what the virus is, how it infects, and what are the signs and symptoms, is not always easy. The problem for young learners is that most of the awareness messages that are being developed are focused on adults or older children.

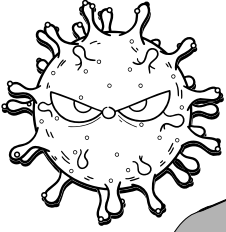
This Early Childhood Activity Book is developed specifically as a tool with which parents can engage their children in explaining the virus. It is intended to be fun-filled and educational, and designed with child-sensitive activities to enable children both connect with, and have fun learning, understanding and retaining the knowledge provided.

This book provides provides parents/caregivers a possible way to discuss the coronavirus while at the same time be engaged in educational activities with their children. In that regard, it enables a good family bonding time.

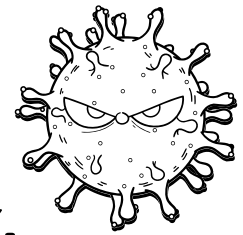


The Activity Book also provides a parental guide on each page as well as a user guide at the back for ease of reference for parents or guardians. As such, we want all parents or guardians to have basic information they can use to teach and have fun with their child/children.

The book is being provided free to families. Our interest is to keep our children, and of course their parents, safe and engaged during this outbreak. Although written for children, the messages will remind parents of the need to also act safely. If they don't, their children will remind them.


**Let's get started.**




# FEW FACTS ABOUT CORONA VIRUS



- **The corona virus started in 2019.**
- **Corona virus makes some people feel sick.**
- **Doctors are looking for a cure.**
- **The virus spreads quickly from person to person.**
- **Some people dont feel sick at all.**
- **Some people get very sick and die.**



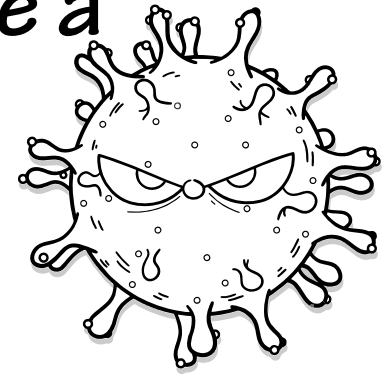


**Our activity book will help you know  
what to do to help you stay well.**





# The Virus is Round Like a CIRCLE



c i r c l e


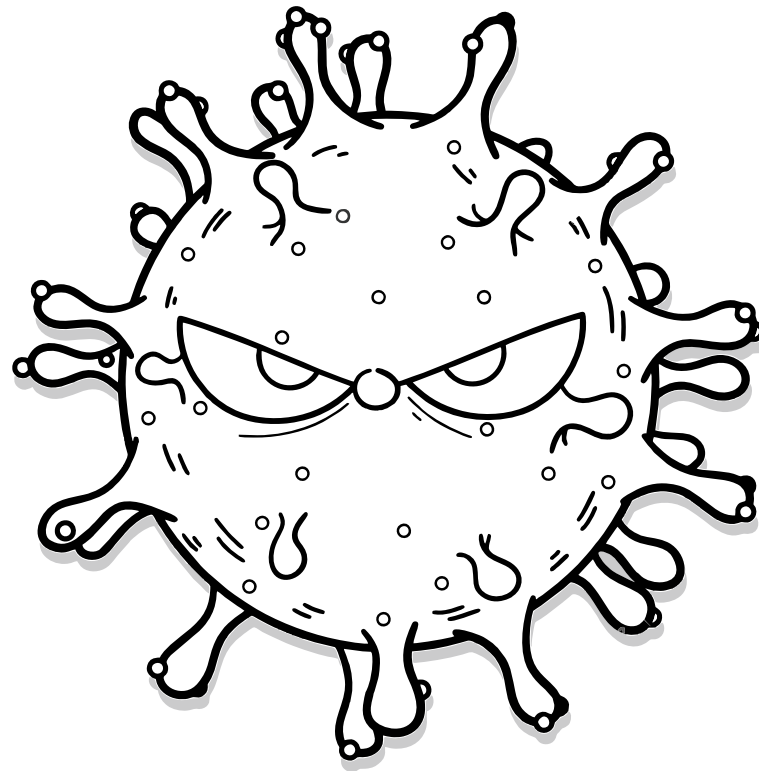
\_\_\_\_\_

### Parent/Caregiver Guidance:



Have your child connect the dots for the circle, trace the letters spelling the word "circle" and rewrite the word on the lines provided.

# CONNECT THE DOTS TO DRAW A CORONA VIRUS

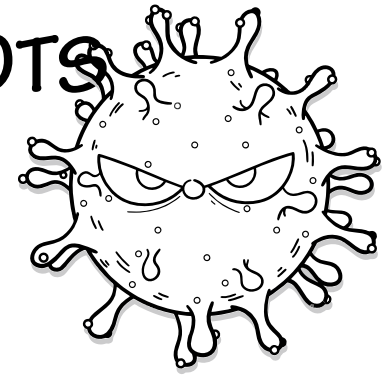


### Parent/Caregiver Guidance:



Explain that the virus cannot be seen with the naked eye. Have your child connect the dots for the image depicting the corona virus. Have him/her color the virus green.

# LET'S SPELL CORONA BY CONNECTING THE DOTS



C O R O N A



C O R O N A

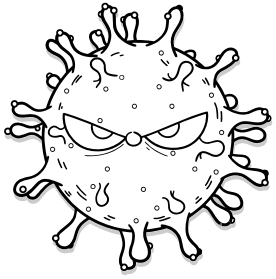


### Parent/Caregiver Guidance:



Have your child trace the letters spelling the word corona. Teach him/her how to spell it and also explain why its called COVID19.





# What are the known signs of Corona Virus?



Fever


OR

Hot Skin

Sore Throat

&

Hard To Breathe


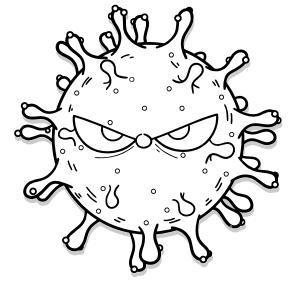


### Parent/Caregiver Guidance:



Explain what fever means. Encourage him/her to color the images in any color they like. Have your child trace over the letters spelling the words above.

# What are the known signs of Corona Virus?



Coughing  
&  
Sneezing

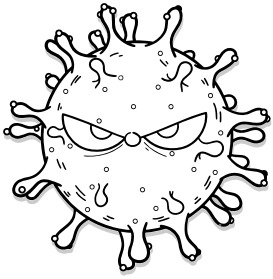
Running  
Stomach



## Parent/Caregiver Guidance:



Explain some of the known signs of the virus infection listed above. At the end, have your child trace the letters that spell the words on the page and color the image.



# What are the known signs of Corona Virus?



Vomiting\*

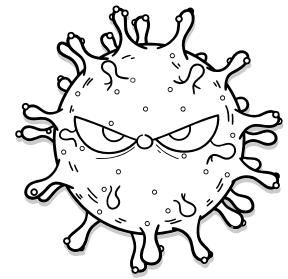
## Parent/Caregiver Guidance:



Explain some of the known signs of the virus infection listed above. At the end, have your child trace the letters that spell the word vomiting on the page. Explain vomiting isn't an often sign, but it also happens at times. Have him/her color the image.



# How to prevent corona virus?

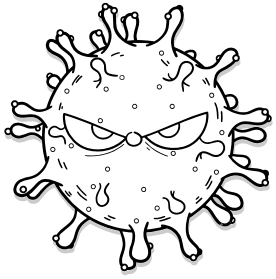


WASH YOUR Hands  
WITH Soap and Water

## Parent/Caregiver Guidance:



Explain some of the known ways to avoid getting infected, like regular hand washing with soap and running water. At the end, have your child trace the letters that spell the words on the page and color the image of the girl.



# How to prevent corona virus?

WASH YOUR  
Hands  
FOR



20

Seconds

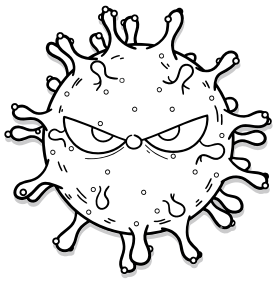
**Parent/Caregiver Guidance:**



Explain to your child that its best to wash his/her hands for at least 20 seconds with soap and water. Explain what 20 seconds is. Have him/her count from 1-20.







# How to prevent corona virus?

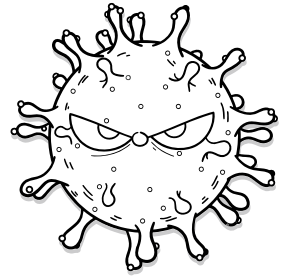


## Parent/Caregiver Guidance:



Explain to your child why we are now wearing masks when we have to leave home. Explain how it protects him/her getting infected. Explain how to safely remove the masks. At the end, have your child trace the letters that spell the words on the page and color the image of the girl.

# How to prevent corona virus?



NO SHAKING

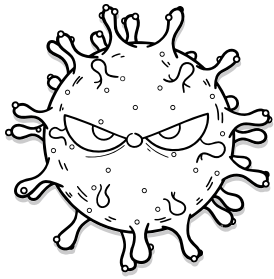
Hands

\_\_\_\_\_

## Parent/Caregiver Guidance:



Explain to your child why we cannot shake hands right now and how germs and viruses spread. Have him/her write out the word "hands" and color the image.



# How to prevent corona virus?

DO NOT TOUCH



Eyes

Nose

Mouth

DRAW YOUR FACE HERE


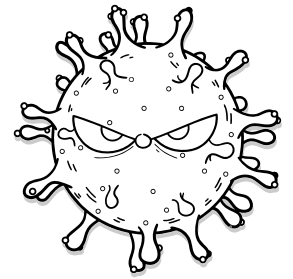
## Parent/Caregiver Guidance:



Explain to your child it is good not to touch his/her eyes, nose and mouth. Explain that those are ways the virus enters our bodies. Have him/her identify his/her eyes, nose, mouth and draw an image of his/her face that shows eyes, nose mouth. Color the image.



# How to prevent corona virus?

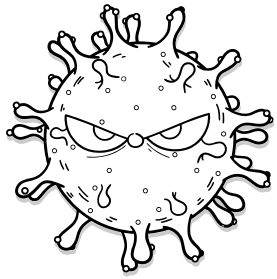


DON'T Cough  
IN YOUR Hands

## Parent/Caregiver Guidance:



Explain to your child good hygiene not to cough in his/her hands. Explain how germs and viruses spread. At the end, have your child trace the letters that spell the words on the page and color the image.



# How to prevent corona virus?



WHEN YOU COUGH  
OR SNEEZE,  
USE  
Tissue

OR



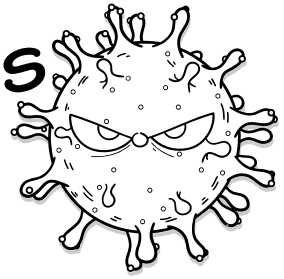
USE YOUR  
Elbow

## Parent/Caregiver Guidance:




Explain to your child good hygiene cough and sneeze into your elbow and to use a tissue when blowing his/her nose and to properly discard the tissue after in a trash bin, explain why its good to do this. At the end, have your child trace the letters that spell the words on the page and color the image.


# Remember three (3) things



soap



water

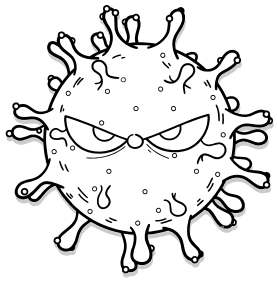


Distance

## Parent/Caregiver Guidance:




Explain 3 main things are soap, water and distance. Have your child draw the images of soap, water and distance to reinforce. Let him/her explain why they know these 3 things are important. Color the image.



# Healthy Practices



Eating  
Healthy

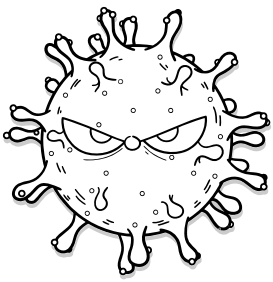


## Parent/Caregiver Guidance:



Explain to your child eating healthily keeps us healthy and strong. Encourage him/her to eat fruits and vegetables and avoid lots of sugar. Have him/her explain some healthy foods he/she knows. Ask him/her name the fruits and vegetables on the page. Have your child trace the letters that spell the words on the page and color the image.

# Healthy Practices



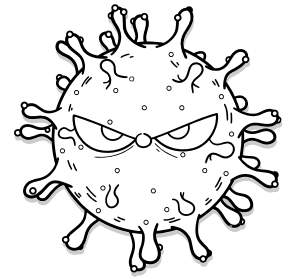
Get Enough  
Rest And Sleep

## Parent/Caregiver Guidance:



Explain to your child that getting enough rest 8-9 hours of sleep daily (and naps) helps keep him/her healthy. At the end, have your child trace the letters that spell the words on the page and color the image.

# Healthy Practices



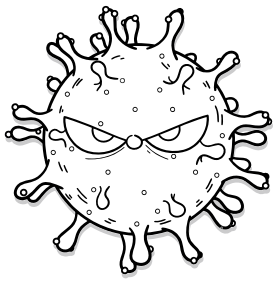
Exercise Daily

## Parent/Caregiver Guidance:



Explain to your child that exercising daily is important to keeping him/her healthy. It can be through play also. Have him/her list some games that can also be exercise you two can do. At the end, have your child trace the letters that spell the words on the page and color the image





# Healthy Practices



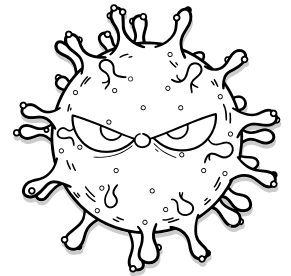
Read And Learn

**Parent/Caregiver Guidance:**



Explain to your child that learning is also important to staying healthy. It can be reading books or writing. Have him/her explain some educational activities he/she likes. At the end, have your child trace the letters that spell the words on the page and color the image.

# Healthy Practices

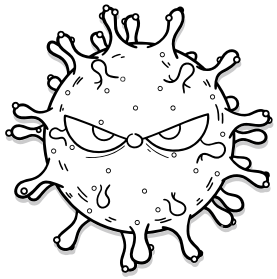


Stay At Home

## Parent/Caregiver Guidance:

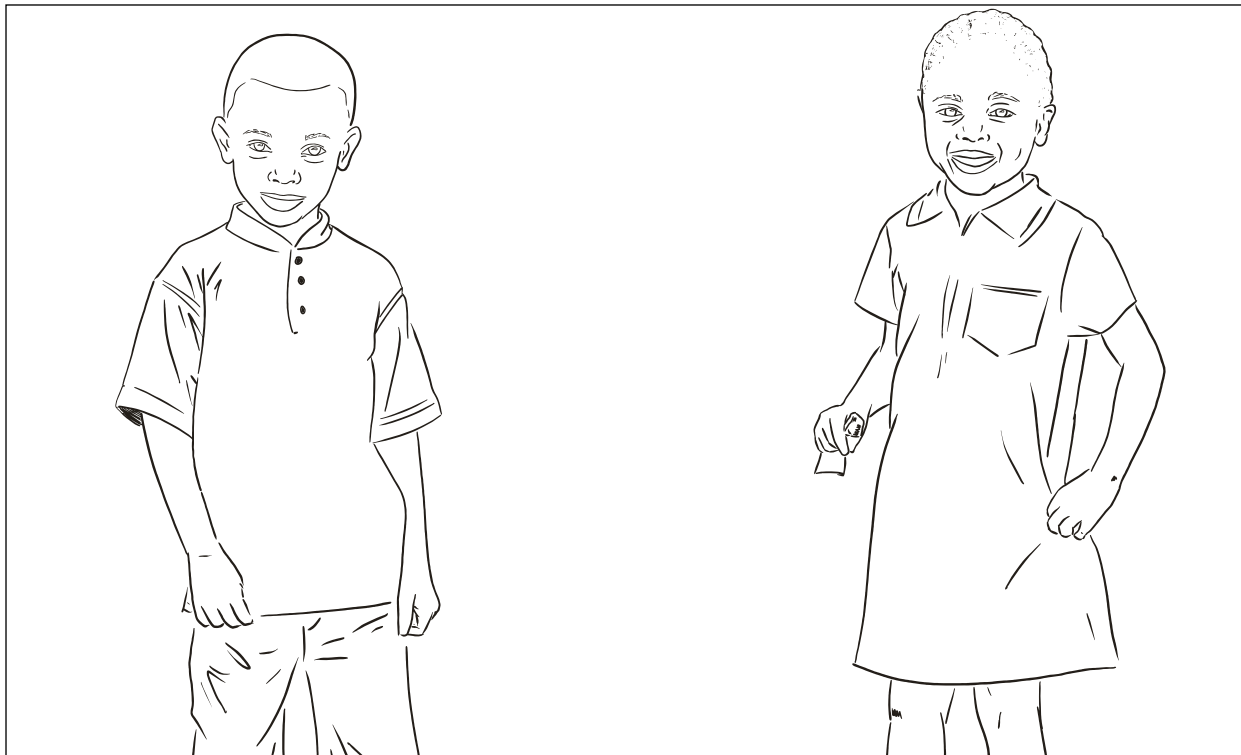


Explain to your child that the best way to avoid the virus is to stay home. Explain that's why he/she cant go to school or go play with his/her friends right now. Ask him/her how does this make him/her feel. Ask what are some things he/she likes doing at home. At the end, have your child trace the letters that spell the words on the page and color the image.



# Which Picture Shows Safe Practice?

A



B

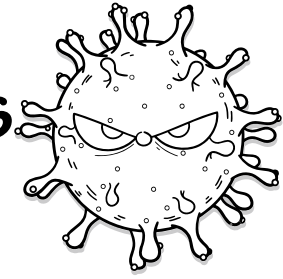


## Parent/Caregiver Guidance:



Ask your child to look carefully at the two images and based on what you two have discussed so far, point to which image shows a safe practice. Ask him/her to explain why.

# Which Picture Shows Safe Practice?



A



B




## Parent/Caregiver Guidance:

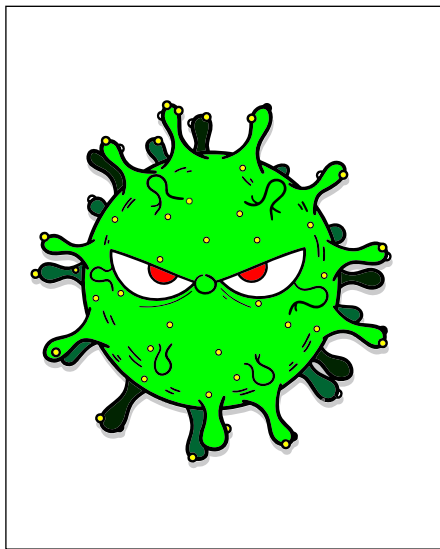


Ask your child to look carefully at the two images and based on what you two have discussed so far, point to which image shows a safe practice. Ask him/her to explain why.


The Virus is Round Like a **CIRCLE**



circle  
circle

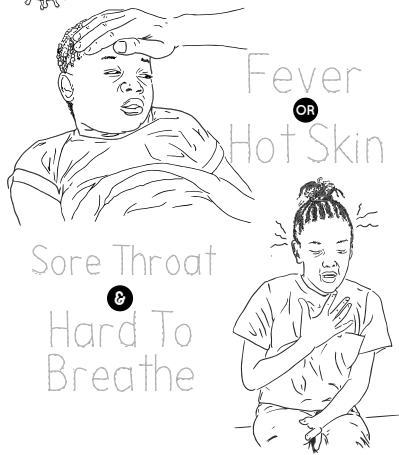


LET'S SPELL CORONA BY CONNECTING THE DOTS




CORONA  
CORONA  
corona  
corona

What are the known signs of Corona Virus?




Fever **OR** Hot Skin  
Sore Throat **&** Hard To Breathe

What are the known signs of Corona Virus?




Coughing **&** Sneezing  
Running Stomach

What are the known signs of Corona Virus?




Vomiting

How to prevent corona virus?




WASH YOUR Hands WITH Soap and Water

How to prevent corona virus?




WASH YOUR Hands FOR **20** Seconds

How to prevent corona virus?




KEEP A Distance  
**6 FEET**

How to prevent corona virus?



WEAR A Mask WHEN YOU Go Out

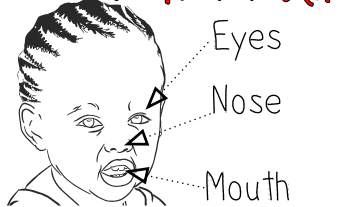
How to prevent corona virus?



No SHAKING Hands Hands

How to prevent corona virus?


**DO NOT TOUCH**



Eyes  
Nose  
Mouth

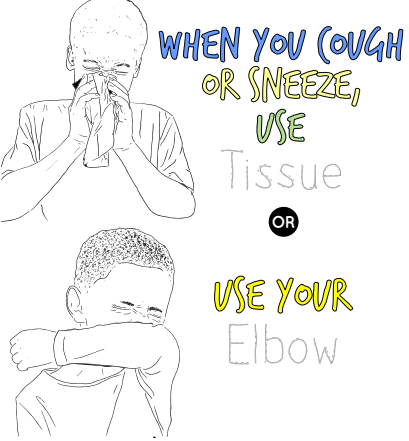
DRAW YOUR FACE HERE

How to prevent corona virus?




DON'T Cough IN YOUR Hands

How to prevent corona virus?




WHEN YOU COUGH OR SNEEZE, USE Tissue **OR** USE YOUR Elbow

Remember three (3) things




soap  
water  
6 FEET Distance

Healthy Practices




Eating Healthy

Healthy Practices




Get Enough  
Rest And Sleep

Healthy Practices



Exercise Daily

Healthy Practices



Read And Learn  
Read And Learn


Healthy Practices




Stay At Home  
Stay At Home

Which Picture Shows Safe Practice?

A

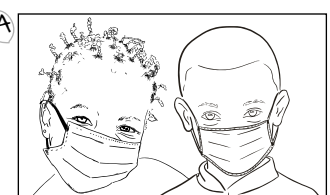


B




Which Picture Shows Safe Practice?

A



B



THANK YOU  
FOR COMPLETING THE EXERCISE



# Notes:

# Notes:


# ALL I NEED TO KNOW ABOUT CORONA VIRUS

This activity book has been produced by the Kids' Educational Engagement Project (KEEP), with support from the Open Society Initiative of West Africa (OSIWA). It is intended to educate early learners on COVID-19.

**The book is free of charge  
for anyone who wishes to use it  
and it may not be sold.**

For more information about KEEP Liberia's work,  
visit our website:  
[www.keeplib.org](http://www.keeplib.org)

Follow us on:

 Kids Educational Engagement Project Liberia

 Keepliberia

 Keepliberia

 YouTube Keepliberia

Contact us at: [info@keeplib.org](mailto:info@keeplib.org)

# EDUCATING THROUGH FUN FILLED ACTIVITIES ON COVID19




NOT  
TO BE  
SOLD




Brenda Brewer Moore is the Founder and CEO of Kids' Educational Engagement Project (KEEP-Liberia), a charity with a mission to promote reading in Liberia. Only a few schools have libraries in the country many of which are broken down and without adequate supply of books.

Along with her involvement in other social advocacies including sexual abuse against children, Brenda, a mother of two, is passionate about contributing to highlighting the plight of children in the country and the need to invest in improving the quality of education. She believes that while governments should do more, parents also share in a duty to help educate their children, and that enabling communities with literacy tools and opportunities such as access to public school libraries, will meaningfully inspire the needed collective engagement for sharing in the responsibility for learning outcomes of students.

Brenda has an Executive Masters in Business Administration, and an 18-year experience in Human Resource Management.

 liberianjue

 liberianjue

DESIGNED & PRINTED BY:



+231770644038